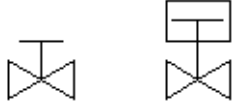
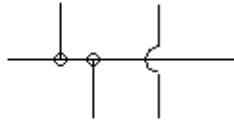

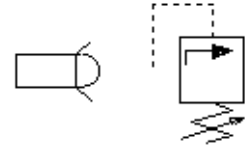

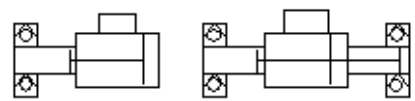
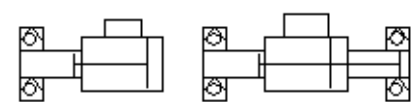
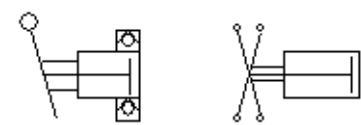



Standard flow diagram symbols

VALVES.....	
FITTINGS AND TUBING.....	
CHECK VALVES AND FILTERS.....	
RUPTURE DISC HEADS AND RELIEF VALVES.....	
HOSES AND QUICK CONNECTORS.....	
AIR-DRIVEN PUMPS.....	
AIR-DRIVEN BOOSTERS.....	
SPINDLE PUMPS AND HAND PUMPS.....	
PRESSURE TRANSMITTERS.....	
GAUGES AND CHART RECORDERS.....	